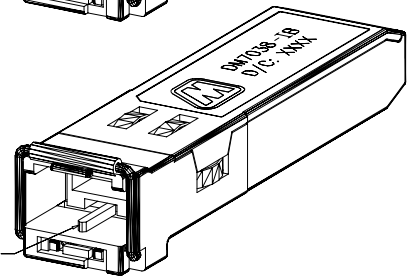
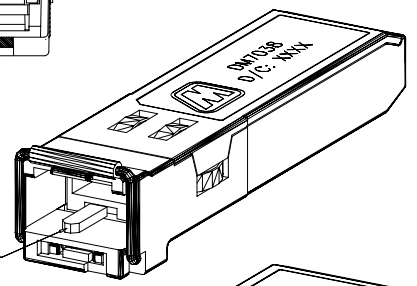
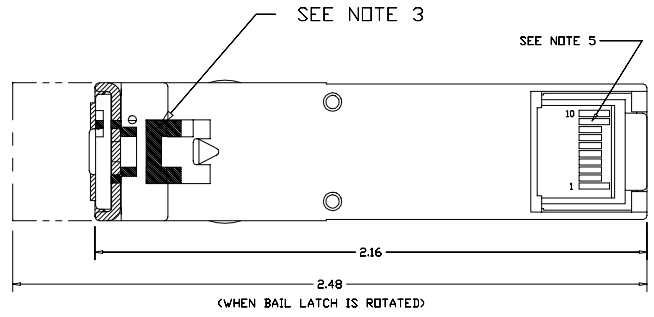
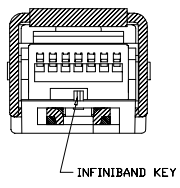
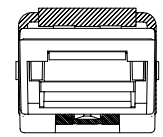
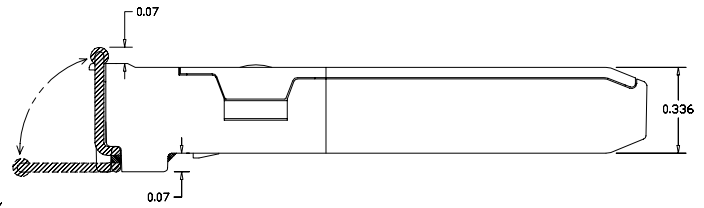
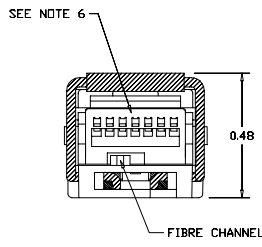
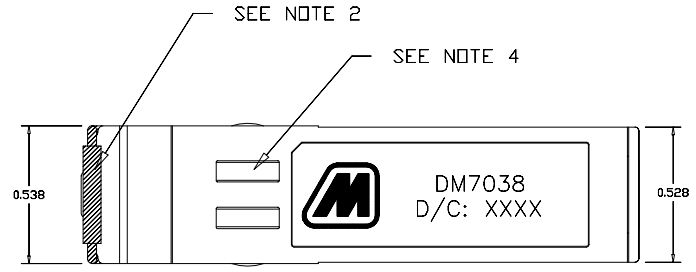


REVISION AND CHANGE EFFECTIVITY DATE				
LTR.	ECN	DESCRIPTION	DATE	APP'D.
A	1364	ADDED INFIBAND OPTION	8/27/02	TL



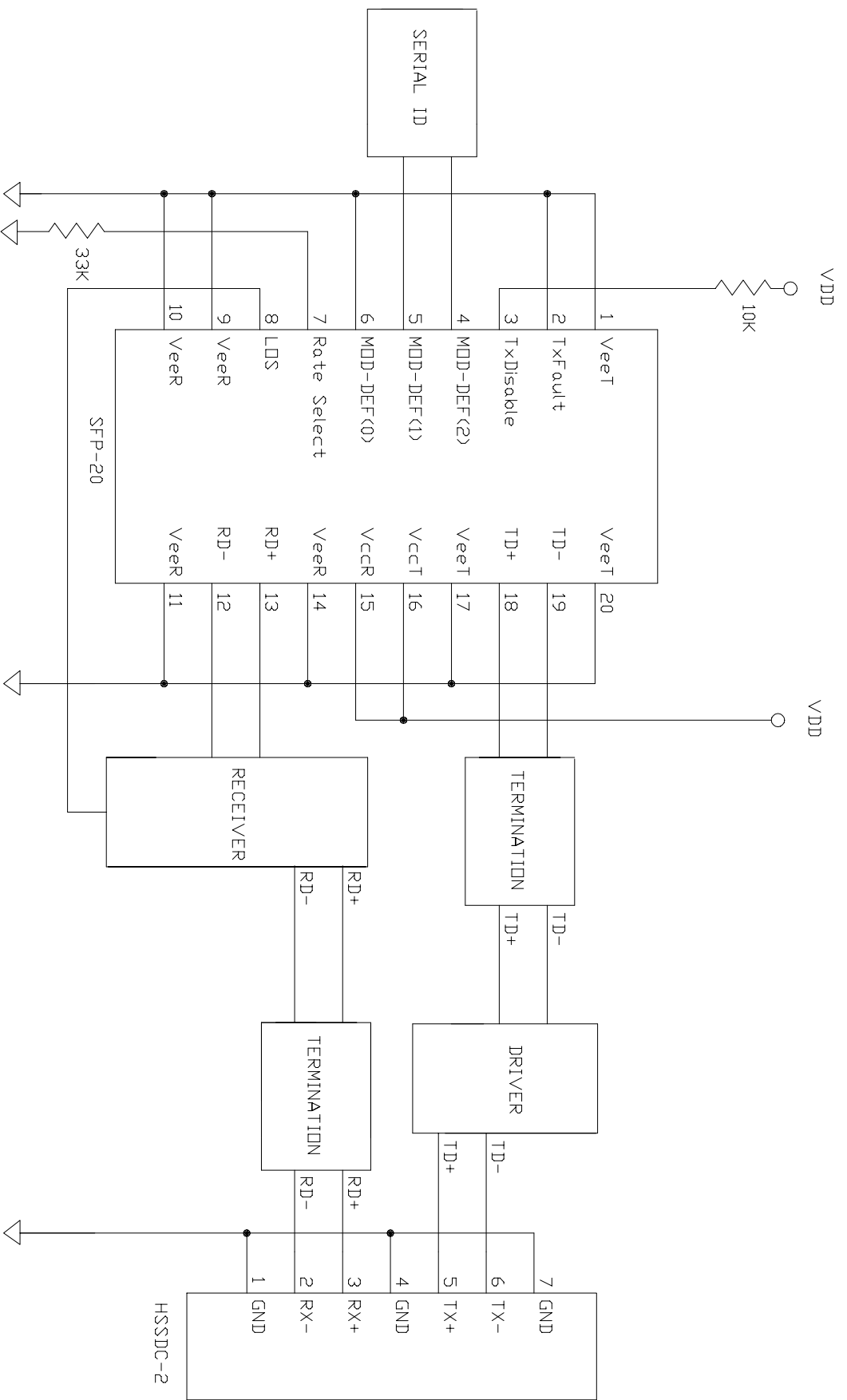
NOTES:

- 1) HOUSING MATERIAL: ZINC DIE CAST
PLATING: NICKEL OVER COPPER
- 2) BAIL LATCH WIRE: STAINLESS STEEL
SHRINK WRAP: UL 224 VW-1; COLOR: BLACK
- 3) EJECTOR ACTUATOR: ZINC DIE CAST
PLATING: NICKEL OVER COPPER
- 4) GROUNDING TABS: PHOSPHOR BRONZE
PLATING: TIN OVER NICKEL
- 5) PCB-.039" THICK; 15µin. MIN GOLD PLATING OVER
50µin. MIN NICKEL ON CONTACT AREA
- 6) INSULATOR MATERIAL: STANYL TE250 (94V-0); COLOR: BLACK



DO NOT SCALE DRAWING.		EXPERIMENTAL NO:		DIVISION ASSIGNED: dataMATE Division	
TOLERANCE UNLESS OTHERWISE SPECIFIED		MATERIAL:		DRAWN BY: A. PIRILLIS DATE: 04/30/02	
METRIC INCHES		SEE NOTES		CHECKED BY: T. LEGITTINO DATE: 04/30/02	
± DEC: XX ± .010		FINISH:		ENGR. APPROVAL: BOB SKEPNEK DATE: 04/30/02	
± XXX ± .005		TOOLING DWG <input type="checkbox"/>		APPROVED BY: JOHN DALY DATE: 04/30/02	
PART DWG <input type="checkbox"/>		BREAK SHARP EDGES		PART NO. CLASSIFICATION:	
REMOVE ALL BURRS		THE INFORMATION DISCLOSED IN THIS DOCUMENT IS PROPRIETARY TO BETHODE ELECTRONICS, INC. AND MAY NOT BE USED FOR MANUFACTURE OR ANY OTHER PURPOSE WITHOUT THE WRITTEN CONSENT OF BETHODE. DETAILS SUBJECT TO CHANGE AS THEY MAY OCCUR WITH RESPECT TO PRODUCT IMPROVEMENT.		TITLE: SFP TO HSSDC-2 MODULE	
SIZE: C	CODE IDENT.	DWG. NUMBER: DM7038	Rev. A		
SCALE:				SHT. 1 OF 2	

REVISION AND CHANGE EFFECTIVITY DATE				
LTR.	ECN	DESCRIPTION	DATE	APP'D.
A	1364	ADDED INFINIBAND OPTION	8/27/02	TL



ORDERING INFORMATION:

DM7038-X
SERIES

PROTOCOL:
BLANK - FIBRE CHANNEL KEY AND 150Ω IMPEDENCE
I - INFINIBAND KEY AND 100Ω IMPEDENCE

EXPERIMENTAL NO.:		DIVISION ASSIGNED: dataMate Division	
TOLERANCE UNLESS OTHERWISE SPECIFIED		DRAWN BY: A. PIRILLIS DATE: 04/30/02	
MATERIAL: SEE NOTES		CHECKED BY: T. LEGITTIMO DATE: 04/30/02	
METRIC INCHES		ENGR. APPROVAL: BOB SKEPNEK DATE: 04/30/02	
FRAC. ± .010		APPROVED BY: JOHN DALY DATE: 04/30/02	
DEC. XX ± .005		PART NO. CLASSIFICATION:	
ANGLES ±		TITLE: SFP TO HSSDC-2 MODULE	
TOOL DIMS ±		SIZE: C CODE IDENT: DM7038	
BREAK SHARP EDGES		DWG. NUMBER: DM7038	
REMOVE ALL BURRS		Rev: A	
<p>DO NOT SCALE DRAWING.</p> <p>THE INFORMATION DISCLOSED IN THIS DOCUMENT IS PROPRIETARY TO LENTOR ELECTRONICS, INC. AND SHALL NOT BE USED FOR MANUFACTURE OF ANY OTHER PRODUCT WITHOUT THE WRITTEN PERMISSION OF LENTOR ELECTRONICS, INC. ANY OTHER CHANGES AS THEY MAY ARISE WITH RESPECT TO PRODUCT IMPROVEMENT.</p>			
SCALE:		SHT. 2 OF 2	



LENTOR ELECTRONICS, INC.